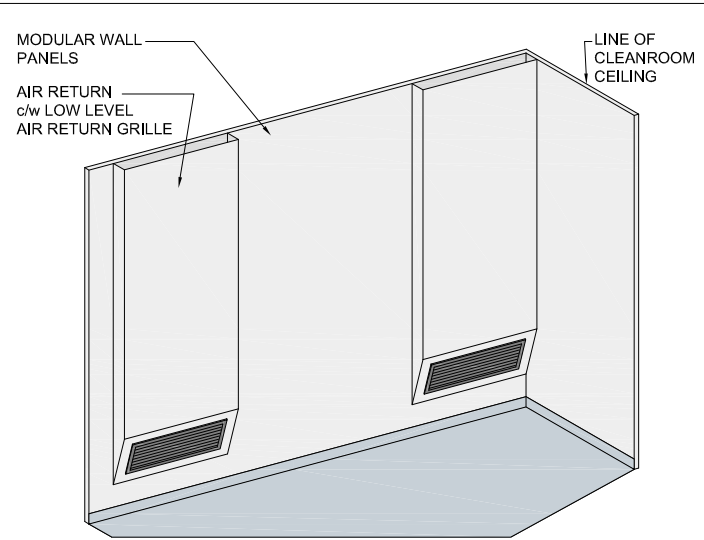
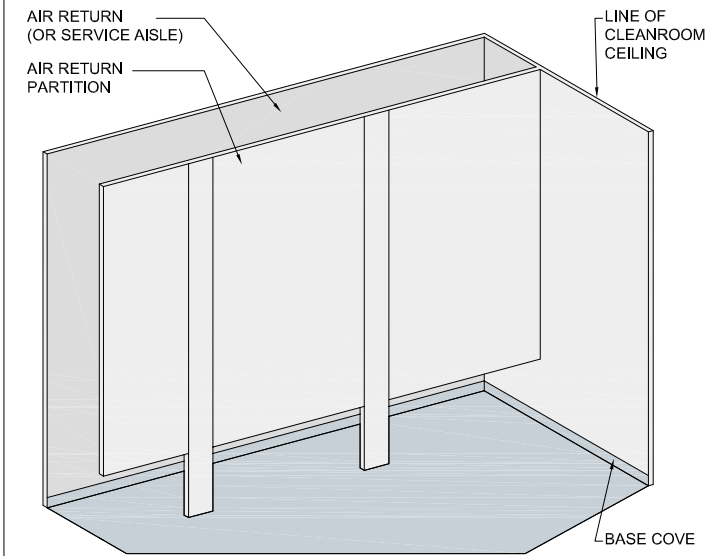


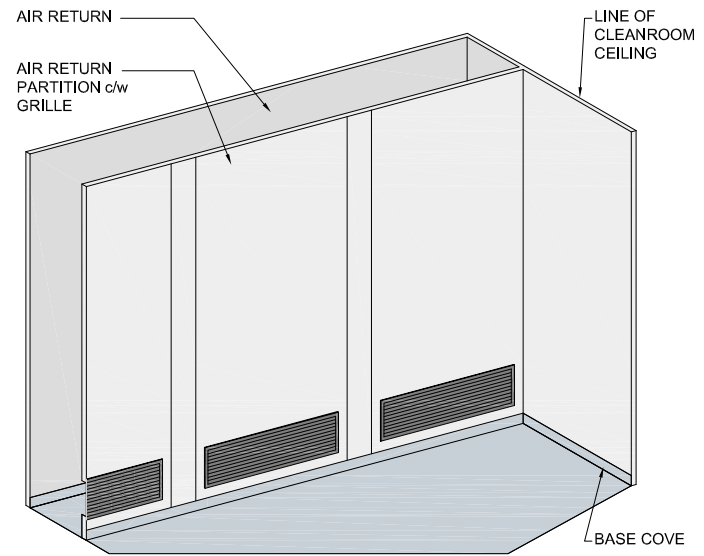
FULL-HEIGHT LOCALIZED AIR RETURNS (SEE DWG CRW3-10)



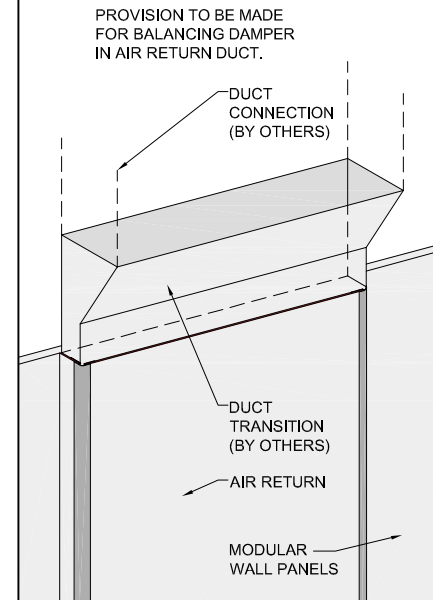
RAISED LOCALIZED AIR RETURNS (SEE DWG CRW3-12)



LINEAR RETURN OPEN CONCEPT
FOR AN ALTERNATE CONCEPT SEE DRAWING CRW3-13



LINEAR RETURN WITH INTEGRAL GRILLES (SEE DWG CRW3-11)



IDEAL PROFILE FOR A LOCALIZED
AIR RETURN DUCT TRANSITION

2	GENERAL REVIEW	SEPT 05	M.L.
1	ORIGINAL ISSUE	08 AUG 05	P.F.
REV	DESCRIPTION	DATE	DRAWN

REVISIONS



MICROZONE CORPORATION
88 HARRY DOUGLAS DRIVE, OTTAWA, ONTARIO, CANADA K2S 2C7
TEL: (613) 831-8318 www.microzone.com FAX: (613) 831-8321

INTRODUCTION TO MODULAR CLEANROOMS AND CONTAINMENT FACILITY SYSTEMS

TYPICAL AIR RETURN CONFIGURATIONS

Drawn By	PF	Checked By	M.M.	Scale	AS NOTED	Date	08 AUG 05
Issue	----	Job Number	-----	Drawing Number	CRW3-9		
Issue	----	Job Number	-----	Drawing Number			

UNLESS OTHERWISE NOTED, THIS DRAWING REMAINS THE PROPERTY OF MICROZONE CORPORATION. IT SHALL NOT BE REPRODUCED OR USED FOR MANUFACTURE, DESIGN OR CONSTRUCTION WITHOUT THE EXPRESSED WRITTEN AUTHORIZATION BY THE OWNER OR RECIPIENT. BY ACCEPTING THIS DRAWING, ASSUMES THE CUSTOMER PURCHASER AND USER THE ABOVE TERMS. AGREES NOT TO ALLOW ITS USE BY UNAUTHORIZED PERSONS, WITHOUT INCURRING LIABILITY FOR PENALTIES IMPOSED BY LAW.